

2017 10

2017 10	"	"			
2017-11-08					
			10	PMI 51.6% 0.4	0.8
			2017 10 30	11 30	
				"	
			"		
			10		
2017 10			10	7426	80.04
			63.24%	11158	
	9.00%		110.58		7.75%
	970.26			8.46	
			10	top10	
			446		1321
	74%		Top10		

10

PMI 51.6%

0.8

0.4

2017 1-9

80644

8.1%

1-8

0.2

1-9

116006

10.3%

1-8

2.4

91904

14.6%

2.6

9

61140

8

1212

10

10

6

4

317.84%

272.12%

1

174.06%

3.5

356.24%

1

12.45%

8.00%

10

11

2017 10

110.58

7.75%

39.65%

11158

9.00%

38.27%

99.10

1.37%

2017 10

13.58

5.61

8.46

10

0.99

10

2017

1.

10

PMI 51.6%

0.8

0.4

9

M2

165.57

9.2%

0.3

9

(M2)

165.57

9.2%

0.3

2.3

(M1)

51.79

14%

(M0)

6.97

7.2%

1445

10.7

15.67

2.21

11.16

2.1



5

5

10 14

			251.62
		71	
		8	115.84
		163	160.23
			13
		329.22	17 24
			1 27 408.96
			143
		9	

2020 30

10 26
()

()

()

()

()

()

1

()


3

1

5

3

10






749

1497

13468

14216





■

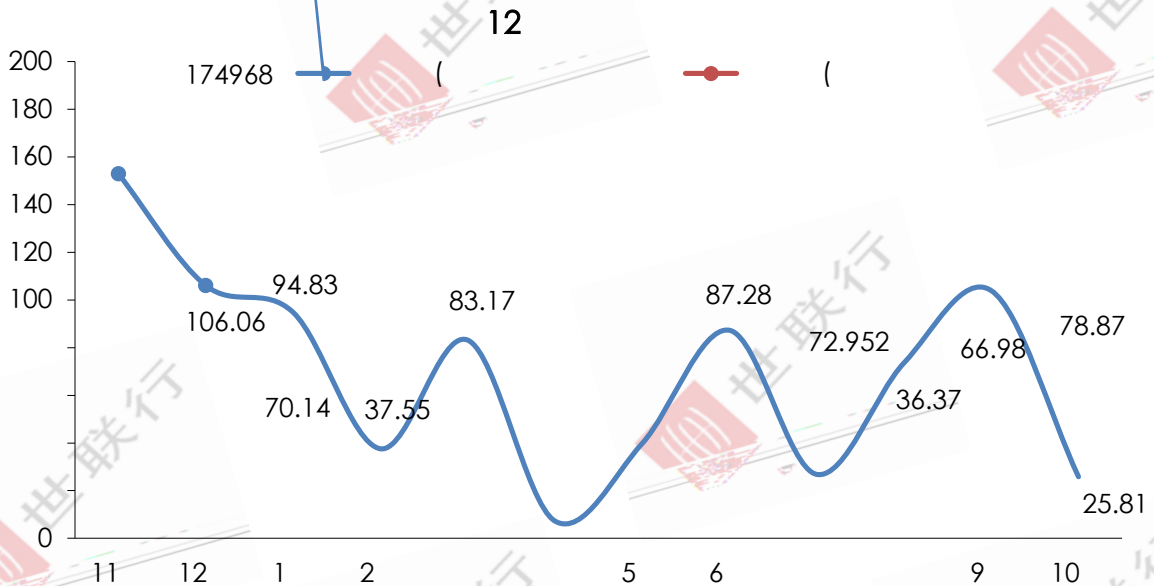
()



()



		()					
-25	JD-131-09-01						
GDJ201 7-7		4.2638		1.5	1901		10 13
GP2017 -26		2.5475		1.4	917		10 13
GP2017 -27		1.2972		1.2	686		10 13
GCJ201 7-8	ZKC-058-04-03	1.4992		1.4	675		10 24
GCJ201 7-9	ZKB-045-02-01 ZKB-045-03-01	6.1429		1.4	2331		10 24
GDJ201 7-8	ZKFSX-04-02-01-0 2	1.4038		1.4	760		10 25
GTQ201 7-2		19.5854		1.4	6953	TCL	10 25
GHN20 17-1	ZKG-006-01	9.1267		1.4	5531		10 27
LM2017- 20		3.6911		1.2	865		10 9



10

10

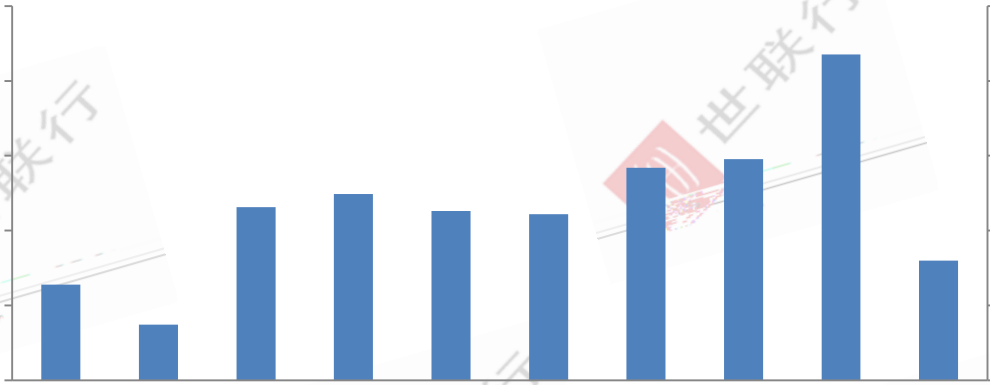
6

4

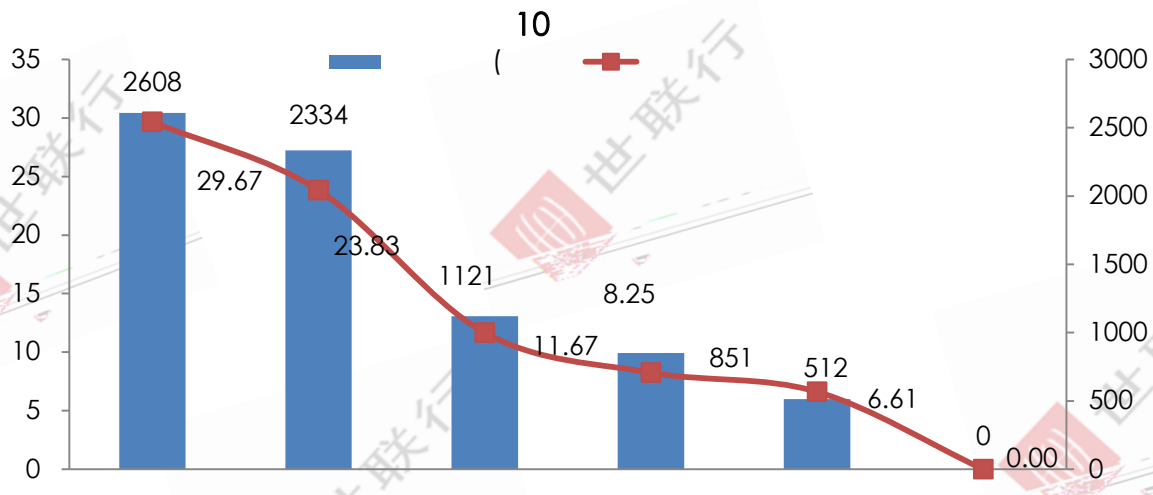
317.84%6

10 272.12% 1 174.06% 3.5
 356.24% 11 12.45% 8.00%
 2.1 2.1.1

2017 10 31 7426 67.25% 79.68%
 80.04 63.24% 99.40% 2017 10 9



2017 10 2608 35.97% 138.39% 2334 10 37.16%
 92.26% 1121 78.40% 47.31% 851
 78.43% 79.54% 512 88.26% 13.22%
 0 10



2017 10

2017/10/12				16965.37	193		(2017)092
2017/10/12				27346.53	280		(2017)026
2017/10/17	(A-01-01))		36163.97	267		(2017)093
2017/10/18				37782.93	275		(2017)094
2017/10/20				13231.75	119		(2017)095
2017/10/21				12861.95	119		(2017)027
2017/10/24				25265	252		(2017)096
2017/10/26				14983.32	124		(2017)097
2017/10/26				21481.09	144		(2017)098
2017/10/27				44582.37	393		(2017)099

--	--	--	--	--	--	--

2017/10/27			26427.26	247		(2017)100
------------	--	--	----------	-----	--	-----------

2017/10/27			19637.23	195	2082 0.480	
------------	--	--	----------	-----	------------	--





2.2.2

2017 10
2624

27.87%

26.64

53.98%

13.92%

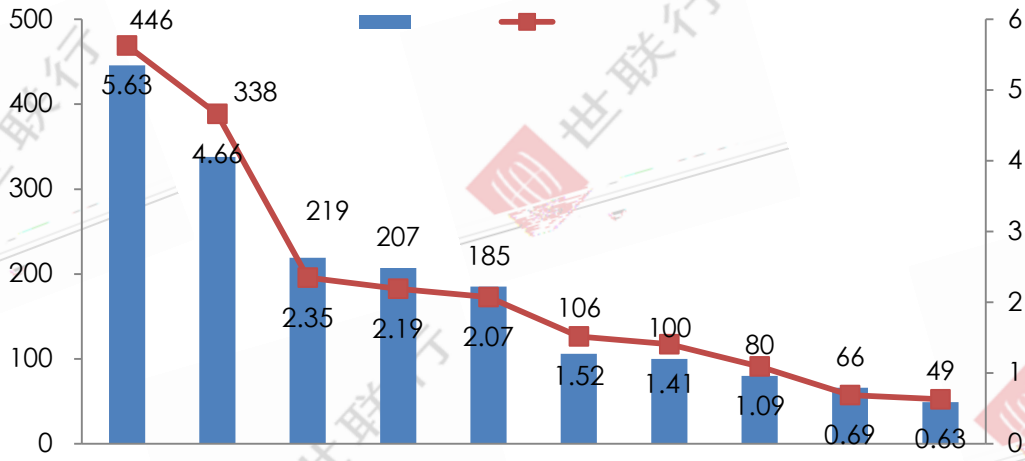
101.53

57.93%

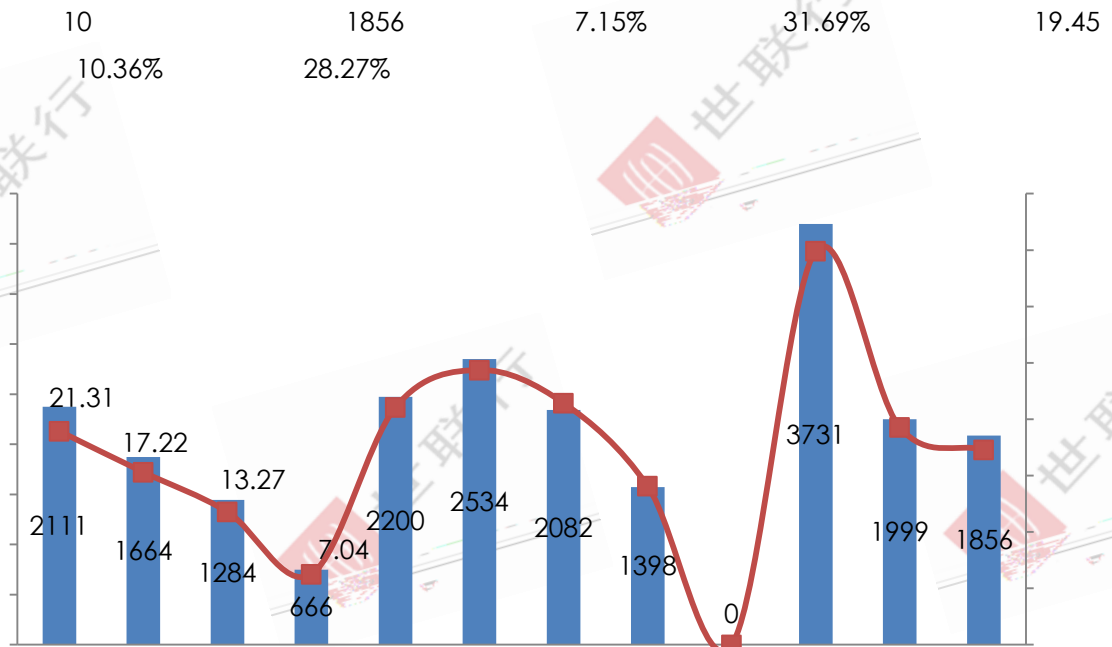
19.34%

Top10



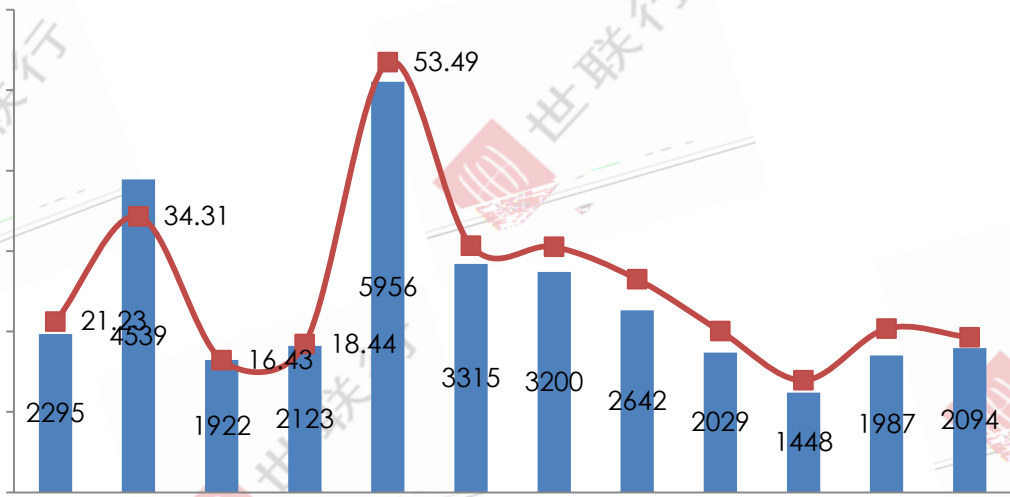


2.2.3



2.2.4





2.2.5

10
7.20%

1886
15.92%

7.32%

19.33%

22.19

2.2.6

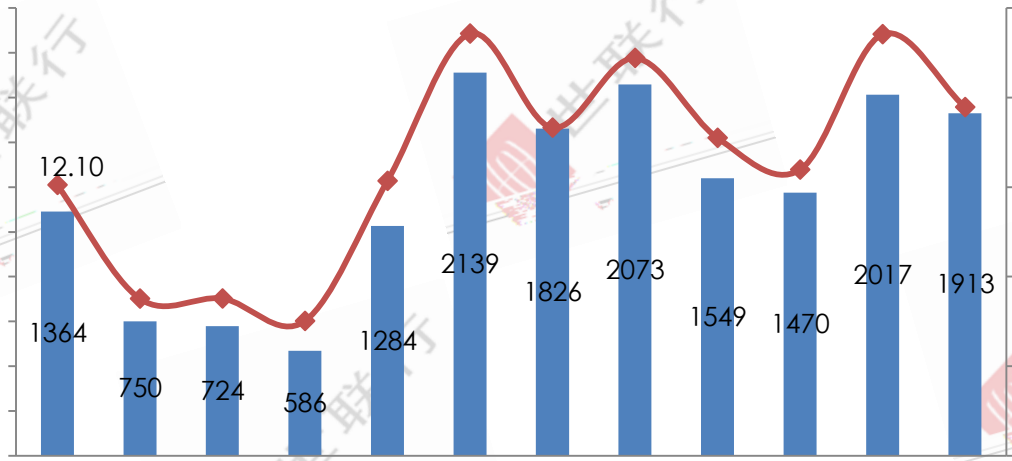
10
17.30%

1913
28.59%

5.16%

27.62%

15.58



2.2.7

10 785 34.19% 51.54% 7.44
 39.52% 70.72%

2.3

2.3.1

10 98956 970.26 12
 114.71 8.46



2017 10

110.58

7.75%

39.65%



2017.11.08

<http://www.worldunion.com.cn/>