

4

 世联点评

22	41.52	4376	80%
2067	18.27	18.37	21.38%
598	23.04%		



1

世联行



	[2018]16	3563			1.0	210.00	2019 02 12 -2019 02 26
	GZK2019-6	7493		ZKE-053-08-02	1.2 R 3.5	477.00	2019 02 14 -2019 02 28
	GZK2019-7	10494		ZKE-053-04-01	0.8	656.00	2019 02 14 -2019 02 28
	GZK2019-8	110563		ZKA-040-01	1.2 R 3.5	7743.00	2019 02 14 -2019 02 28
	2015 49	10527			1.5	1030.00	2019 02 14 02 28
	2015 48	58641		GJB2019-1	1.5	5750.00	2019 02 14 02 28

2

2019

2018

21

2019

27

8

6

2

2

1

3

1.5

4

2835.1 /

1

" "

40

70



2019 4

--	--	--	--	--	--	--	--	--	--	--

HDG

C201

8-32


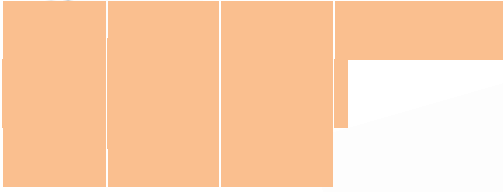
1.938997

2.5

13743.13



2019 4



1

2019 4 2018 1 21 —2019 1 27  
41.52

22

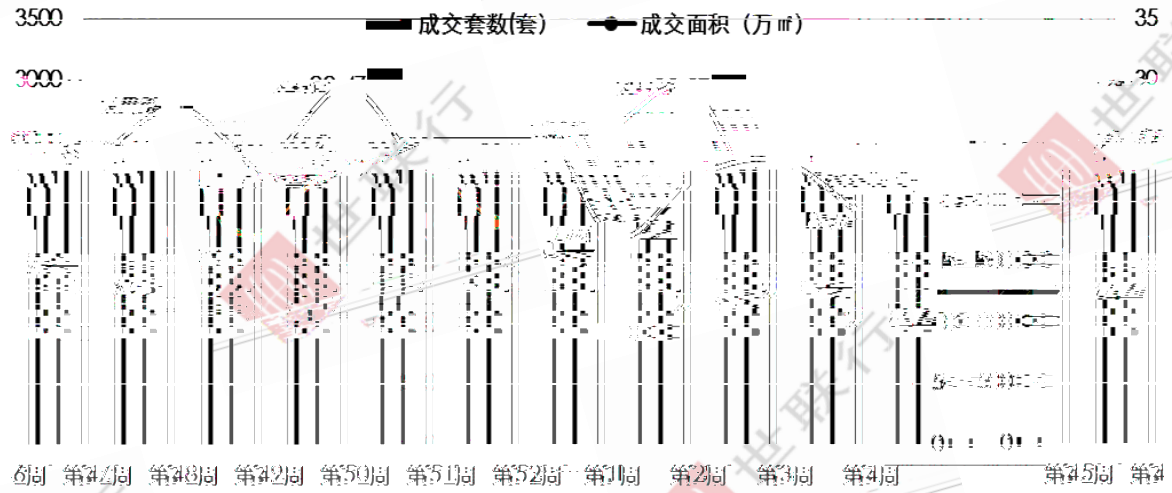




2

88.88 2067 18.27 18.37 21.38%  
3.8%

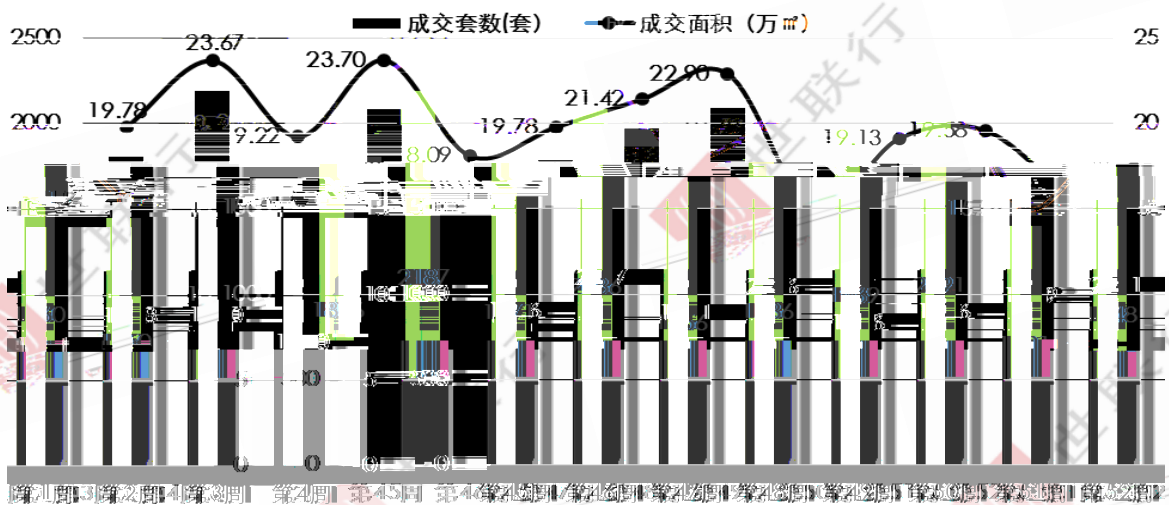
### 惠州市一手商品房成交走势



2019 1

107.58 1450 17.61% 15.60 20.31%  
3.28%

### 惠州一手住宅成交走势





2019 4

Top10



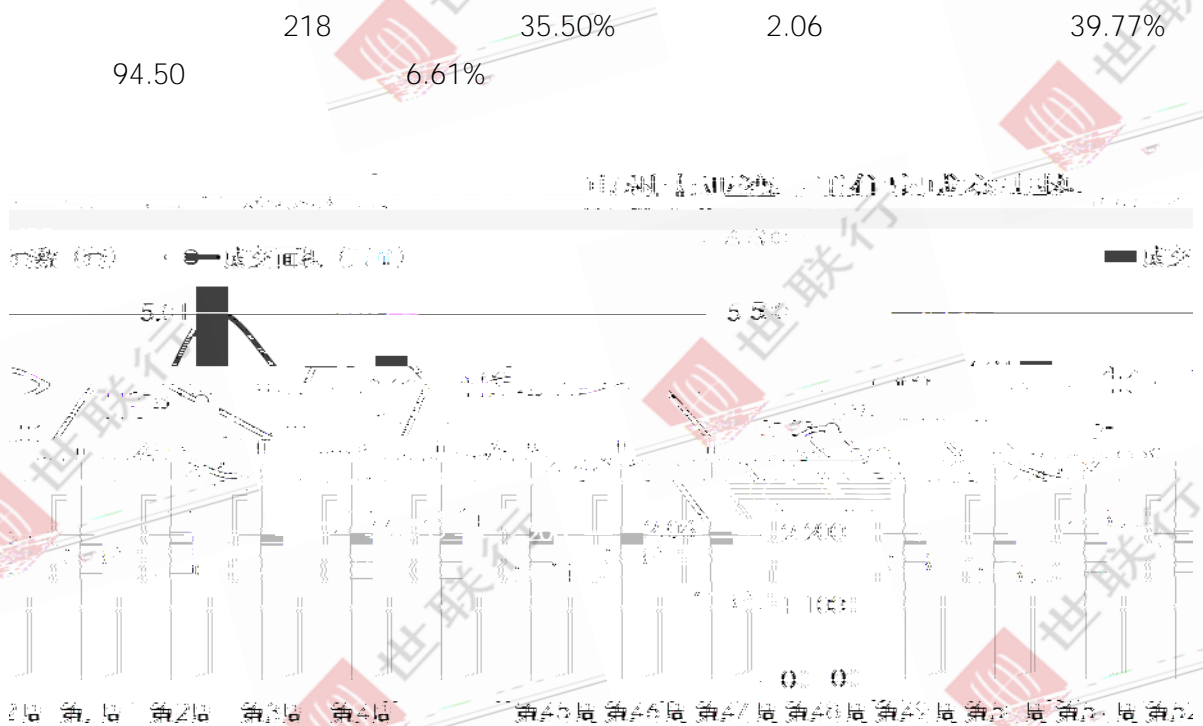
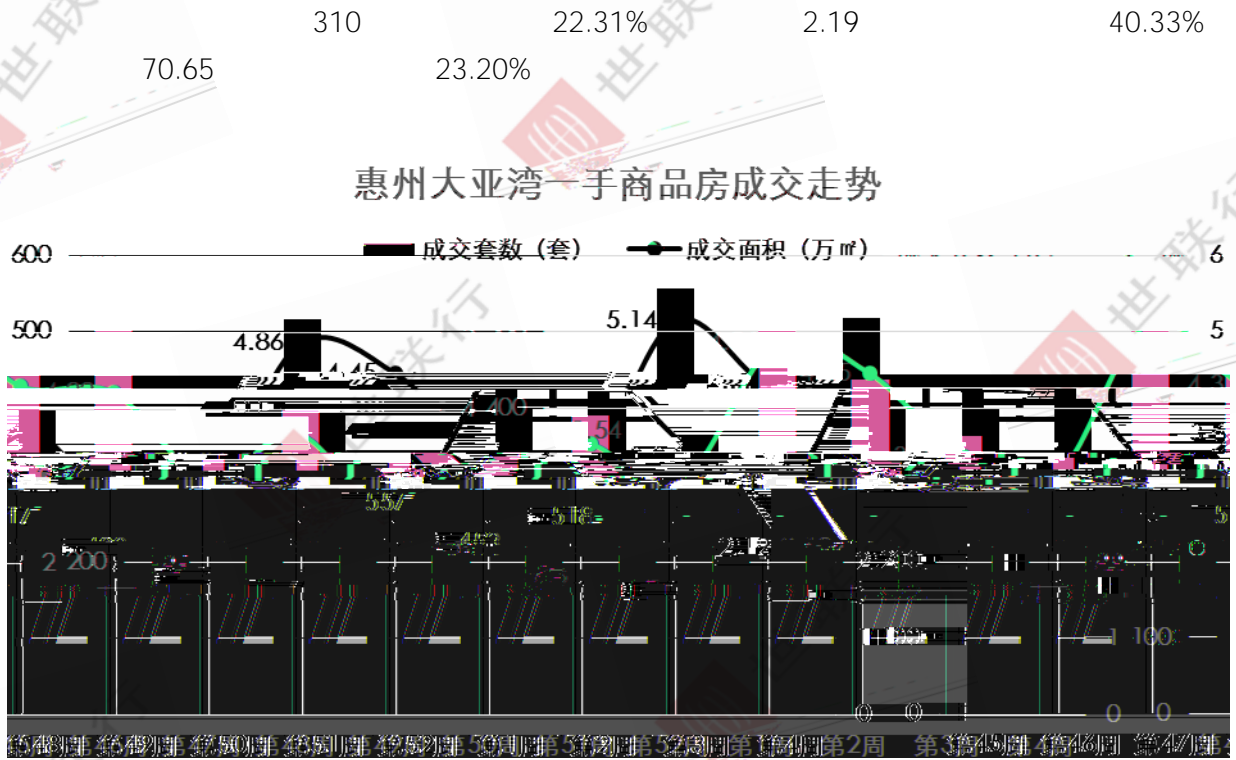
98.52 271 2.12% 13.14% 2.67 11.30%

惠州惠阳一手商品房成交走势

99.61 259 0.64% 11.60% 2.58 11.03%

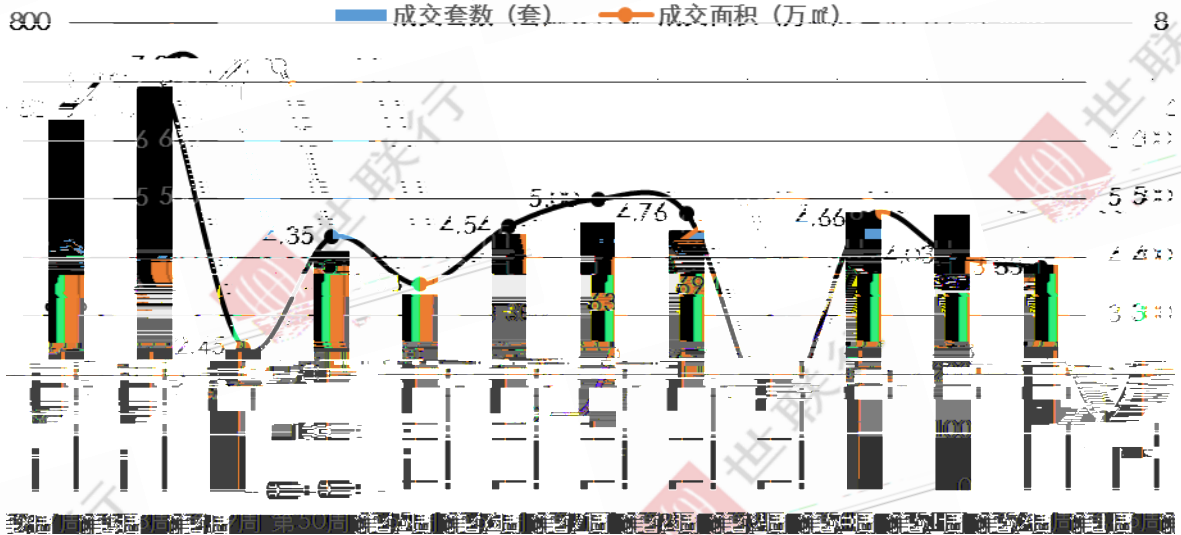
惠州惠阳一手住宅成交走势






98.72 388 17.97% 3.83 4.92%  
15.91%

### 惠州博罗一手商品房成交走势




117.75 277 2.56% 2.12% 3.26 0.38%

### 惠州博罗一手住宅成交走势



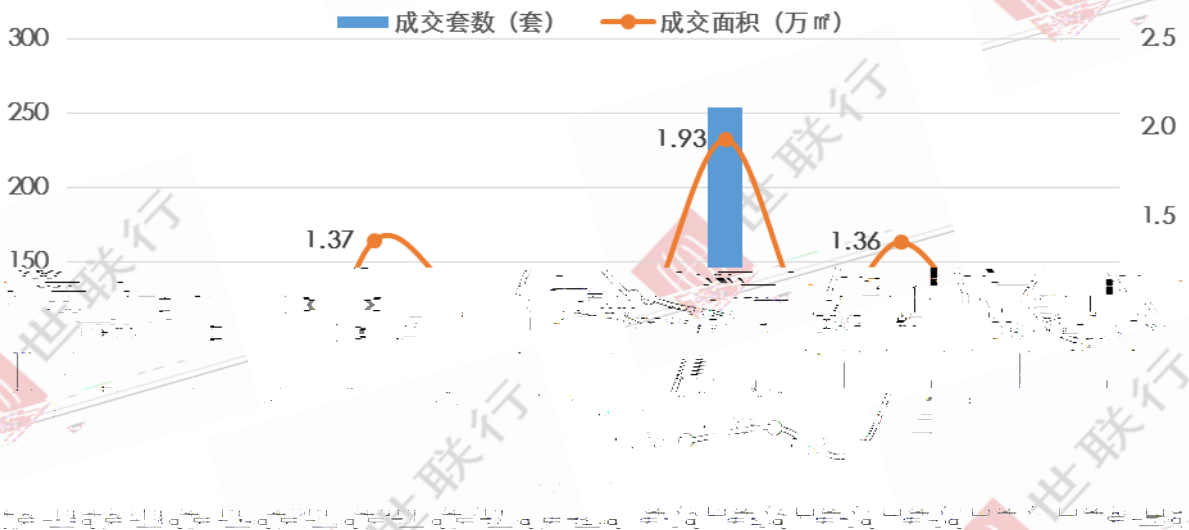
73.73 118 25.47% 11.32% 0.87 17.03%

### 惠州龙门一手商品房成交走势



78.00 100 22.14% 17.65% 0.78 8.40%

### 惠州龙门一手住宅成交走势

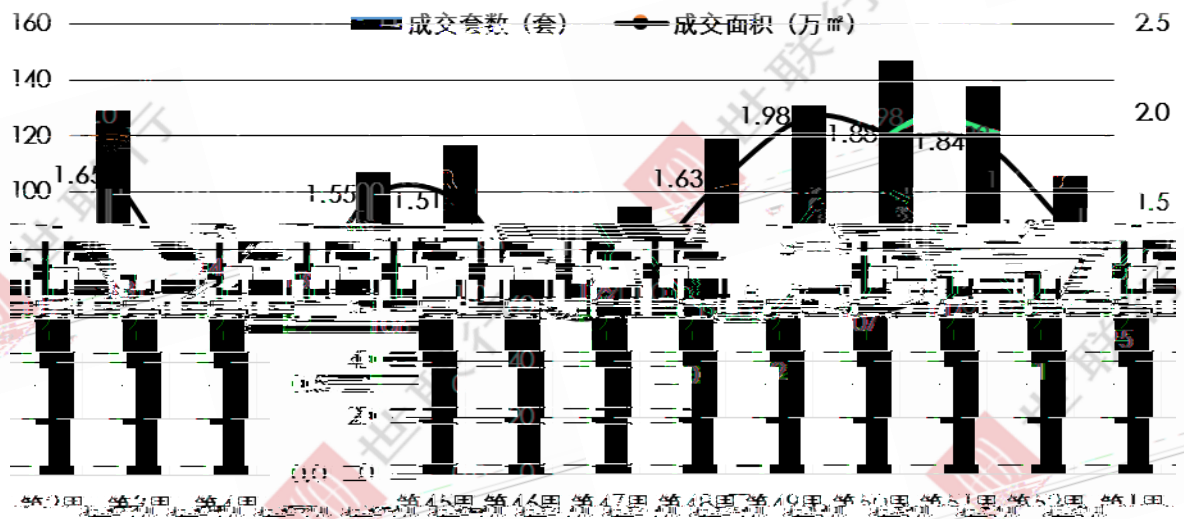



106.91 187 6.36% 16.52% 2.00 21.83%

惠州惠东一手商品成交走势

127.40 106 4.26% 23.19% 1.35 26.46%

惠州惠东一手住宅成交走势





# 6E+R

