

中国领先的资产综合服务

9

世联点评

1

1.96 264

1044

234.62% 66.08%

11.33

302.46%

61.35%

260

55.69%

60.06%

3.36

150.89% 69.14% 69.14% 40.49%





市场分析

1

2020 9
15.03

9

2020 2 24
28.5

24

-2020 3 01
9.37

01

9

4

5

9.5

GZK2020-9

GZK2020-10

2667 /

2812 /

GZK2020-9

(272m

12m

157m 36.5m

5 30m


(486m 12m

ZKQC-03-09

GZK2020







								/		
GZ2020-008			[2019]241	0.6630		3.20	5044.1	2377.50		2 24

2020 9

								/		
GJB2020-003				2.4851		5	53000	4265.42		2 24


2020 9

								/		
HDGC2020-1			DZ[2019]4	1.411108		0.3	780.34	1843.33		2 26

GZK2020-3

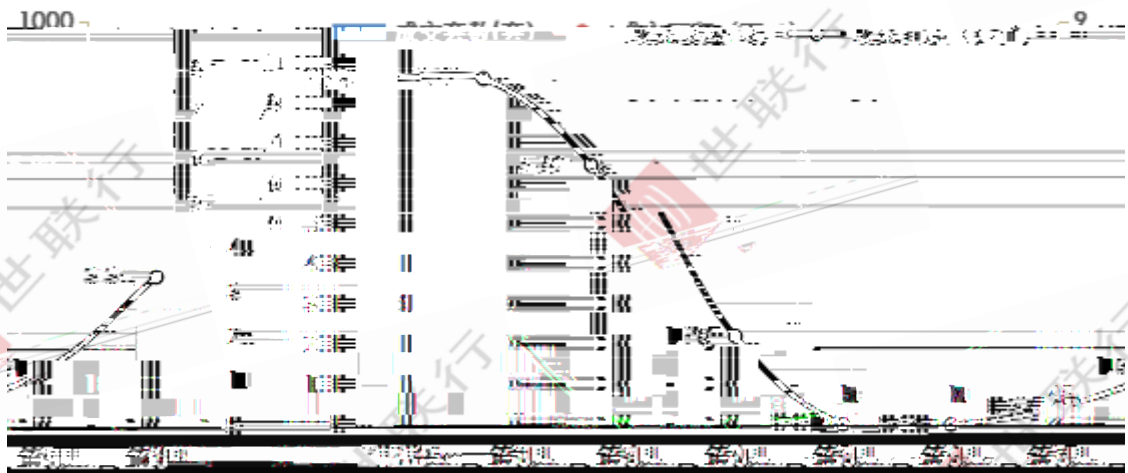






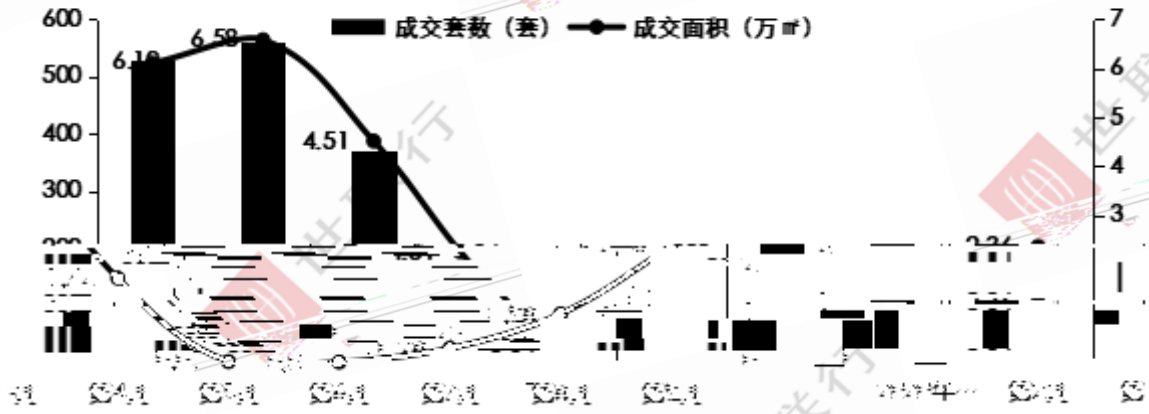
156.89% 260 40.49% 55.69% 129.04 60.06% 3.36 65.00%

惠州惠城区一手商品房成交走势



139.75% 202 158.97% 41.79% 2.36
 45.02% 116.86 7.42%


惠州惠城区一手住宅成交走势



263.95% 281 251.25% 44.69% 3.13

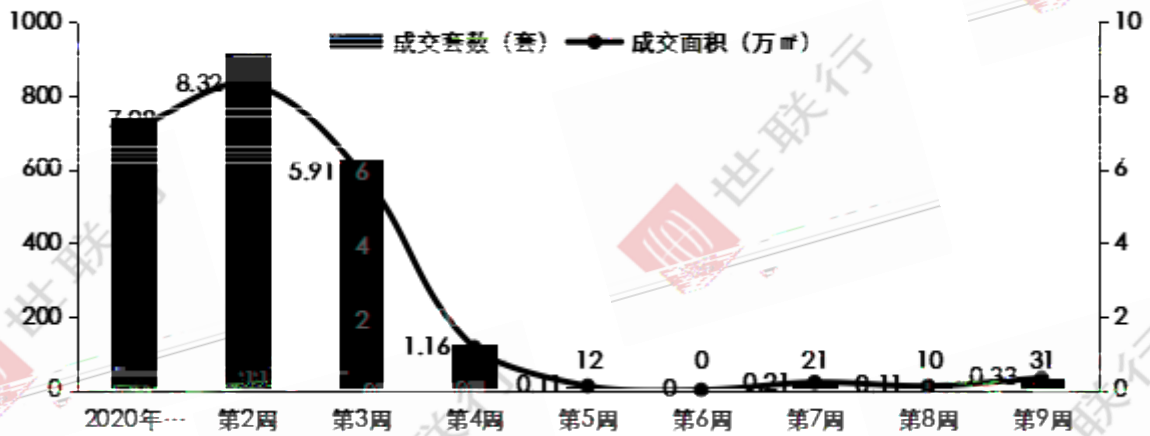


238.37% 267 233.75% 32.41% 2.91
 28.50% 108.99 1.38%



200.00% 31 210.00% 95.13% 0.33
 94.48% 106.45 3.23%

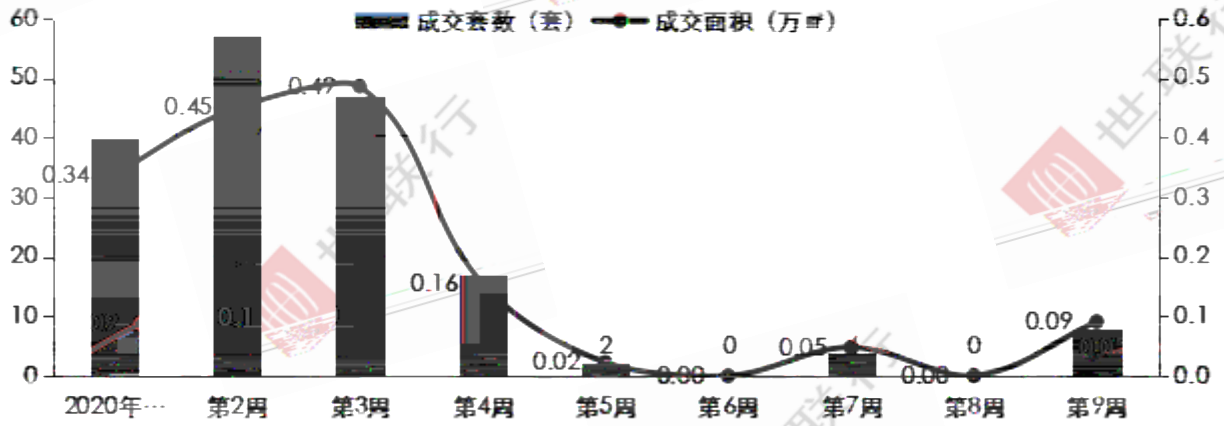
惠州大亚湾一手商品房成交走势





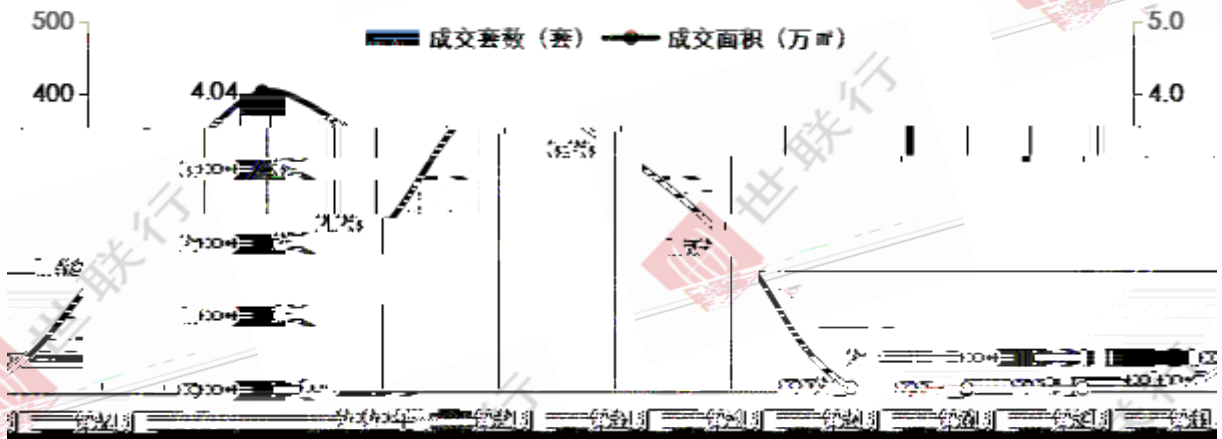
113.38 8 84.00% 0.09 81.24%

惠州龙门一手住宅成交走势



1504.52% 205 271.23% 1950.00% 81.40 259.65% 1.67 21.73%

惠州惠东一手商品房成交走势



781.15% 74 71.66% 640.00% 123.84 79.44% 0.92 19.07%

惠州惠东一手住宅成交走势

4155% 84 2000% 83.18% 101.31 83.27% 0.85

惠州仲恺一手商品房成交走势



